

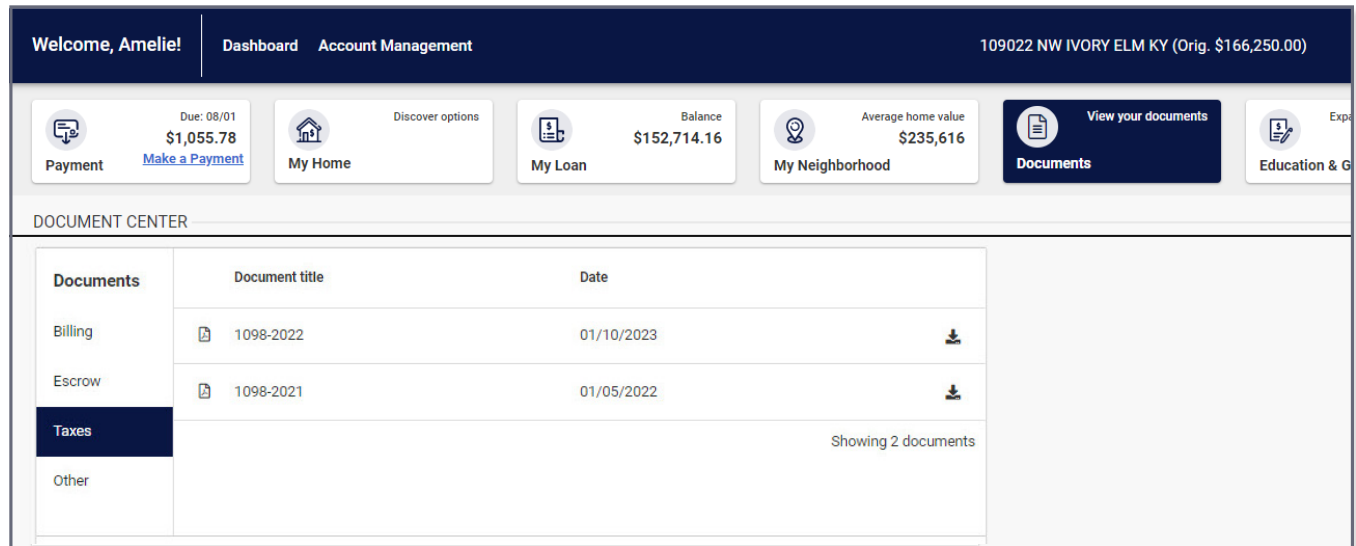
# VIEWING YOUR YEAR-END TAX STATEMENT(S) ONLINE

How to access and view your IRS Form 1098 online using a web browser or Mobile App

## Viewing Year-End Tax Statement(s) on a Web Browser

- To view your Year-End Statement(s) (IRS Form 1098) using a Web Browser, you will need to log into your New American Funding account by visiting our website at <https://www.newamericanfunding.com/myloan>

After logging into your account, you will be able to view your Year-End Statement(s) (IRS Form 1098) by clicking **Account Management** and selecting the **Documents** tile.



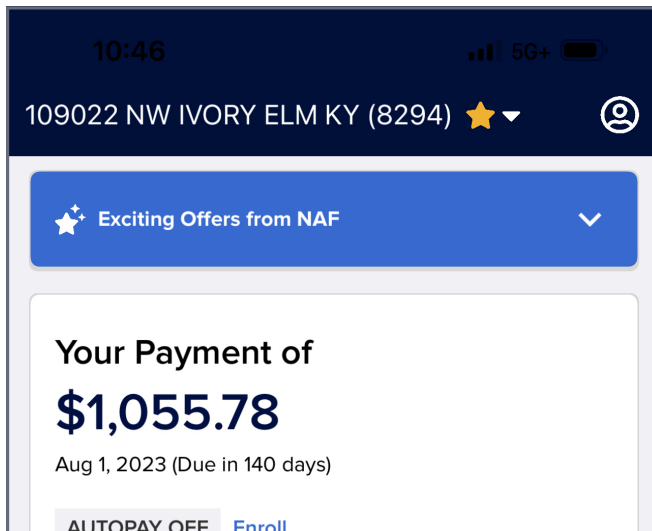
The screenshot shows a user's account dashboard. At the top, it says "Welcome, Amelie!" and "109022 NW IVORY ELM KY (Orig. \$166,250.00)". Navigation tabs include "Dashboard" and "Account Management". A row of tiles includes "Payment" (Due: 08/01, \$1,055.78), "My Home" (Discover options), "My Loan" (Balance \$152,714.16), "My Neighborhood" (Average home value \$235,616), "Documents" (View your documents), and "Education & G...". Below this is the "DOCUMENT CENTER" section with a sidebar menu containing "Documents", "Billing", "Escrow", "Taxes" (highlighted), and "Other". The main content area shows a table of documents:

Documents	Document title	Date	
Billing	1098-2022	01/10/2023	
Escrow	1098-2021	01/05/2022	
Taxes	Showing 2 documents		
Other			

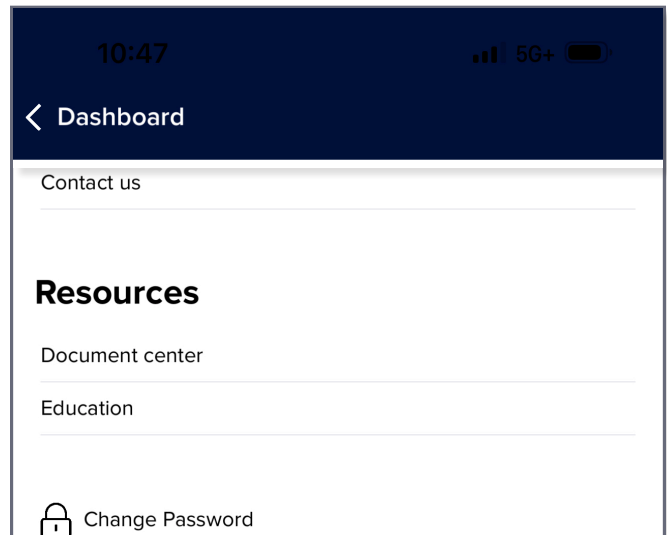
- After you click **Taxes**, you will be able to view your Year-End Statement(s) (IRS Form 1098).

## Viewing Your Year-End Tax Statement(s) Using the Mobile App

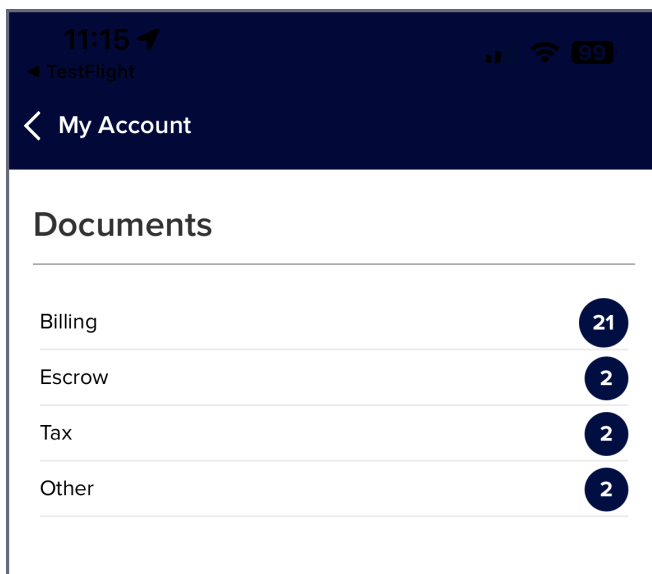
To view your Year-End Statement(s) (IRS Form 1098) using our Mobile App, you will need to log into your New American Funding account.



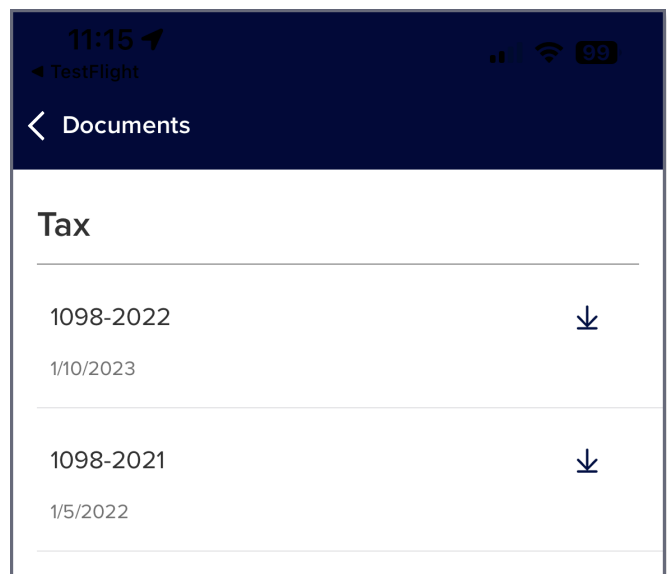
1. To view your Year-End Statement(s) (IRS Form 1098) click on the person icon located at the top right-hand side.



2. Under the Resources section,, tap on Document Center.



3. To view your Year-End Statement(s) (IRS Form 1098) click on Tax in Documents.



4. To view an individual Year-End Tax Statement(s) (IRS Form 1098), click on the Tax document and open it by using a document viewer.