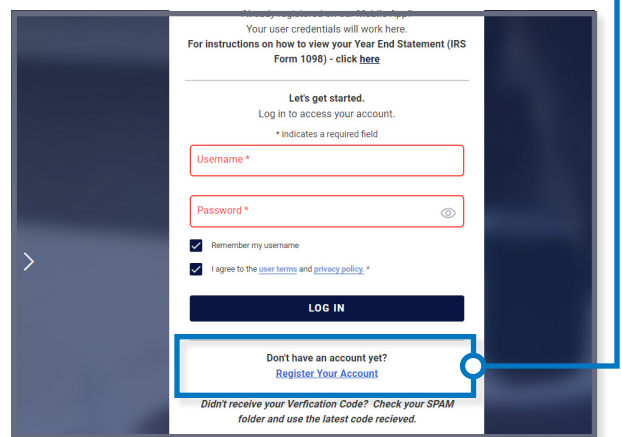
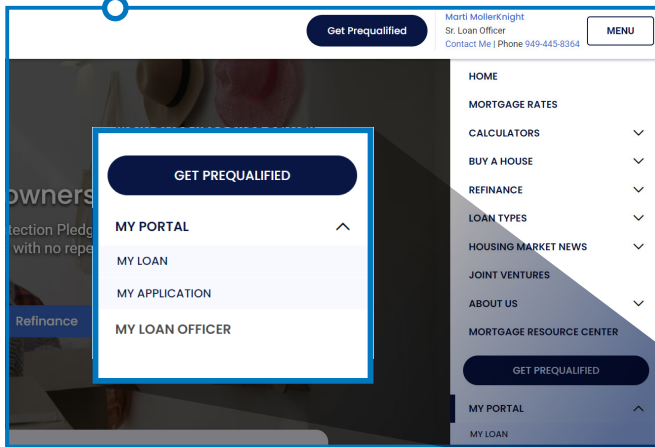


STAY IN THE KNOW WHEN IT COMES TO YOUR LOAN

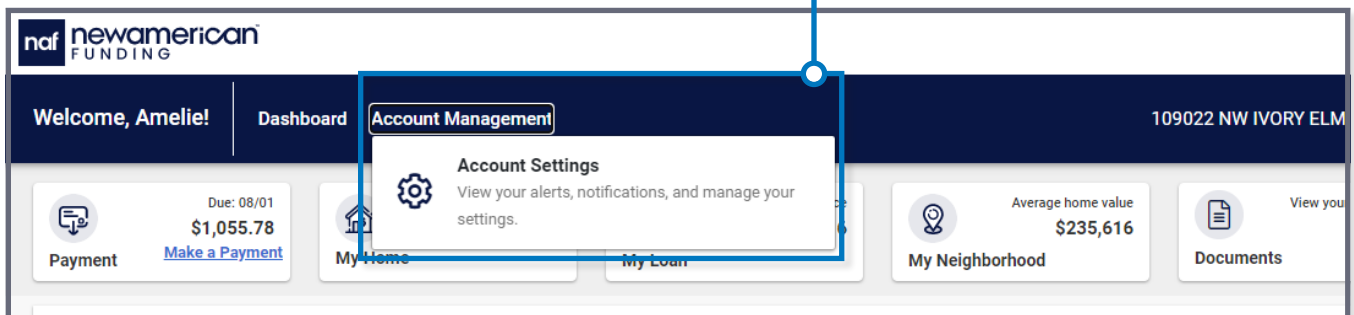
Setting Alerts & Notifications

You can be notified by email about payment information and changes regarding your account by signing up for notifications on your loan through our website.

1. At www.newamericanfunding.com click Menu and select **My Portal > My Loan**.
2. **Log In** using your account username and password in the loan servicing portal. If you are new, you can **Register Your Account**.



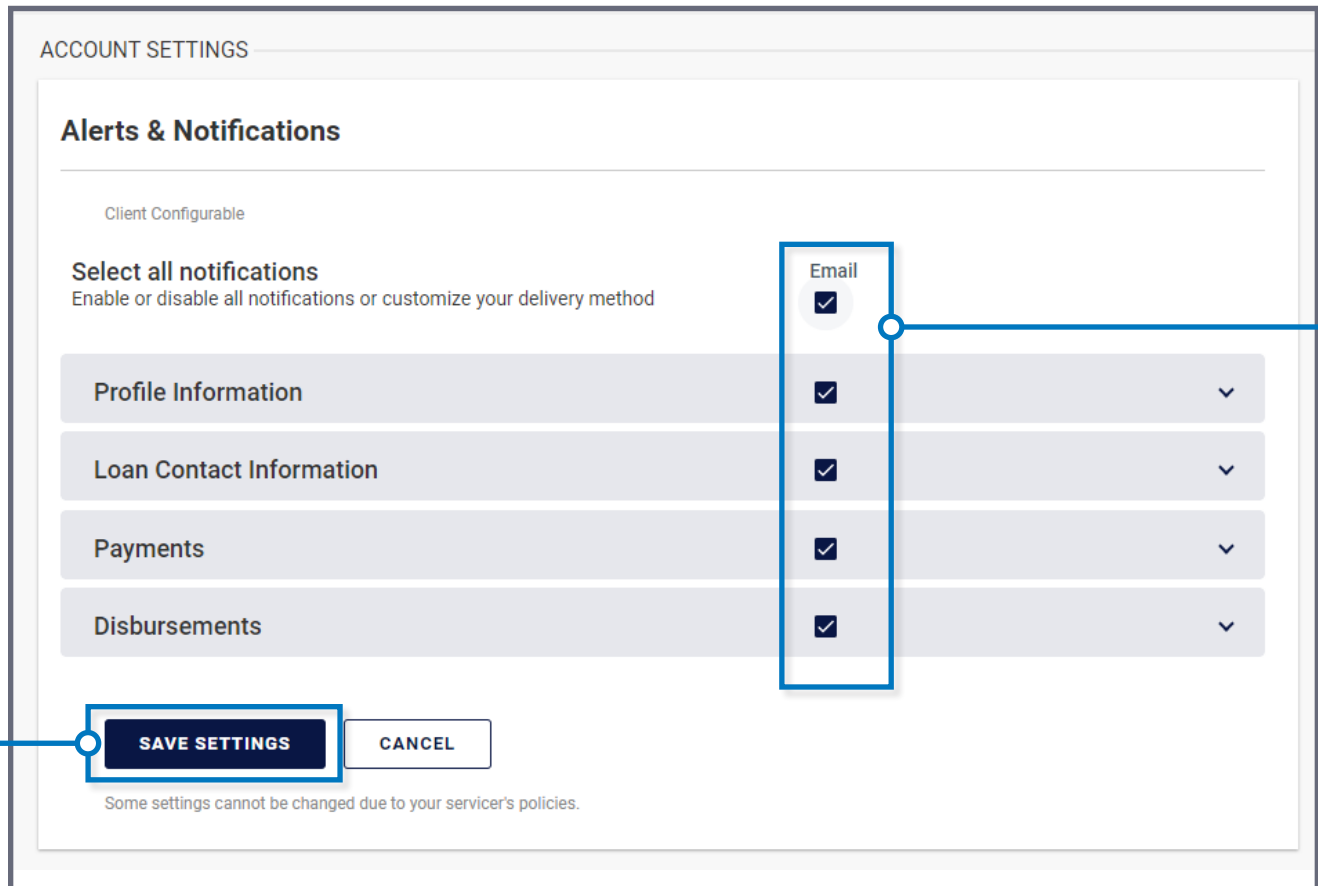
3. Go to **Account Management** and select **Account Settings**.



Customizing Your Notifications

You can select to receive all notifications related to your loan, including all personal information changes, when your loan contact information has been changed, or any changes to your payment confirmations, enrollments, autopay schedules or cancellations. You can also choose exactly what sort of notifications you receive from each category by clicking on the corresponding alert heading.

1. Go to **Account Management** and select **Account Settings**.
2. Select the notifications you wish to receive (or not receive).
3. Click **Save Setting** to confirm. Be sure to check your email account's spam folder to ensure you are receiving the alerts and notifications you selected.



ACCOUNT SETTINGS

Alerts & Notifications

Client Configurable

Select all notifications
 Enable or disable all notifications or customize your delivery method

Notification Category	Email	Dropdown
Profile Information	<input checked="" type="checkbox"/>	▼
Loan Contact Information	<input checked="" type="checkbox"/>	▼
Payments	<input checked="" type="checkbox"/>	▼
Disbursements	<input checked="" type="checkbox"/>	▼

SAVE SETTINGS CANCEL

Some settings cannot be changed due to your servicer's policies.

You can change your notification settings at any time.